

Practice TEST: All integration techniques and Differential Equations

NO CALCULATOR PERMITTED ON MULTIPLE CHOICE!!!!!!

____ 1.

The region bounded by the x -axis and the part of the graph of $y = \cos x$ between $x = -\frac{\pi}{2}$ and $x = \frac{\pi}{2}$ is separated into two regions by the line $x = k$. If the area of the region for $-\frac{\pi}{2} \leq x \leq k$ is three times the area of the region for $k \leq x \leq \frac{\pi}{2}$, then $k =$

(A) $\arcsin\left(\frac{1}{4}\right)$

(B) $\arcsin\left(\frac{1}{3}\right)$

(C) $\frac{\pi}{6}$

(D) $\frac{\pi}{4}$

(E) $\frac{\pi}{3}$

____ 2.

If $\frac{dy}{dx} = \tan x$, then $y =$

(A) $\frac{1}{2} \tan^2 x + C$

(B) $\sec^2 x + C$

(C) $\ln|\sec x| + C$

(D) $\ln|\cos x| + C$

(E) $\sec x \tan x + C$

____ 3.

Let $f(x) = \int_0^{x^2} \sin t \, dt$. At how many points in the closed interval $[0, \sqrt{\pi}]$ does the instantaneous rate of change of f equal the average rate of change of f on that interval?

(A) Zero

(B) One

(C) Two

(D) Three

(E) Four

____ 4.

The slope of the line tangent to the curve $y^2 + (xy + 1)^3 = 0$ at $(2, -1)$ is

(A) $-\frac{3}{2}$

(B) $-\frac{3}{4}$

(C) 0

(D) $\frac{3}{4}$

(E) $\frac{3}{2}$

_____ 5.

If $\frac{dy}{dx} = \sin x \cos^2 x$ and if $y = 0$ when $x = \frac{\pi}{2}$, what is the value of y when $x = 0$?

- (A) -1 (B) $-\frac{1}{3}$ (C) 0 (D) $\frac{1}{3}$ (E) 1

_____ 6.

If f is a linear function and $0 < a < b$, then $\int_a^b f''(x) dx =$

- (A) 0 (B) 1 (C) $\frac{ab}{2}$ (D) $b - a$ (E) $\frac{b^2 - a^2}{2}$

_____ 7.

If $\frac{dy}{dx} = x^2 y$, then y could be

- (A) $3 \ln\left(\frac{x}{3}\right)$ (B) $e^{\frac{x^3}{3}} + 7$ (C) $2e^{\frac{x^3}{3}}$ (D) $3e^{2x}$ (E) $\frac{x^3}{3} + 1$

_____ 8. (CALCULATOR PERMITTED ON THIS ONE)

During a certain epidemic, the number of people that are infected at any time increases at a rate proportional to the number of people that are infected at that time. If 1,000 people are infected when the epidemic is first discovered, and 1,200 are infected 7 days later, how many people are infected 12 days after the epidemic is first discovered?

- (A) 343 (B) 1,343 (C) 1,367 (D) 1,400 (E) 2,057

_____ 9.

If f is continuous on the interval $[a, b]$, then there exists c such that $a < c < b$ and $\int_a^b f(x) dx =$

- (A) $\frac{f(c)}{b-a}$ (B) $\frac{f(b) - f(a)}{b-a}$ (C) $f(b) - f(a)$ (D) $f'(c)(b-a)$ (E) $f(c)(b-a)$

_____ 10.

If $\int_1^4 f(x) dx = 6$, what is the value of $\int_1^4 f(5-x) dx$?

- (A) 6 (B) 3 (C) 0 (D) -1 (E) -6

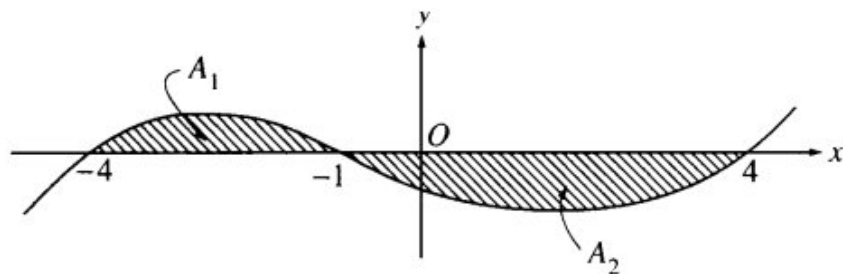
11.

If $\int_a^b f(x)dx = 5$ and $\int_a^b g(x)dx = -1$, which of the following must be true?

- I. $f(x) > g(x)$ for $a \leq x \leq b$
- II. $\int_a^b (f(x) + g(x))dx = 4$
- III. $\int_a^b (f(x)g(x))dx = -5$

- (A) I only (B) II only (C) III only (D) II and III only (E) I, II, and III

12.



The graph of $y = f(x)$ is shown in the figure above. If A_1 and A_2 are positive numbers that represent the areas of the shaded regions, then in terms of A_1 and A_2 ,

$$\int_{-4}^4 f(x)dx - 2\int_{-1}^4 f(x)dx =$$

- (A) A_1 (B) $A_1 - A_2$ (C) $2A_1 - A_2$ (D) $A_1 + A_2$ (E) $A_1 + 2A_2$

13.

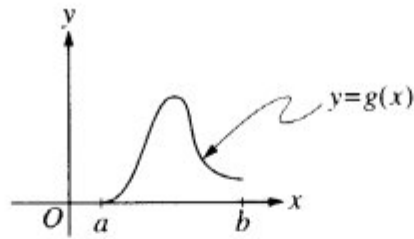
x	2	5	7	8
$f(x)$	10	30	40	20

The function f is continuous on the closed interval $[2, 8]$ and has values that are given in the table above. Using the subintervals $[2, 5]$, $[5, 7]$, and $[7, 8]$, what is the trapezoidal approximation of

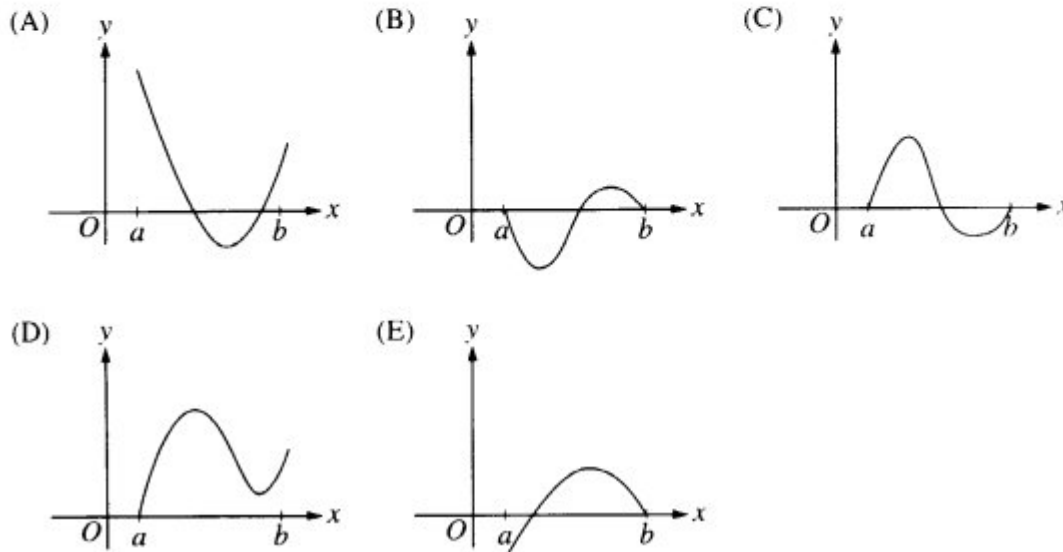
$$\int_2^8 f(x)dx?$$

- (A) 110 (B) 130 (C) 160 (D) 190 (E) 210

14.



Let $g(x) = \int_a^x f(t) dt$, where $a \leq x \leq b$. The figure above shows the graph of g on $[a, b]$. Which of the following could be the graph of f on $[a, b]$?



15. CALCULATOR PERMITTED FOR THIS ONE TOO

A puppy weighs 2.0 pounds at birth and 3.5 pounds two months later. If the weight of the puppy during its first 6 months is increasing at a rate proportional to its weight, then how much will the puppy weigh when it is 3 months old?

- (A) 4.2 pounds (B) 4.6 pounds (C) 4.8 pounds (D) 5.6 pounds (E) 6.5 pounds

16.

$$\int \frac{x^2}{e^{x^3}} dx =$$

- (A) $-\frac{1}{3} \ln e^{x^3} + C$ (B) $-\frac{e^{-x^3}}{3} + C$ (C) $-\frac{1}{3e^{x^3}} + C$
- (D) $\frac{1}{3} \ln e^{x^3} + C$ (E) $\frac{x^3}{3e^{x^3}} + C$

_____ 17.

$$\int \sin(2x+3) dx =$$

- (A) $\frac{1}{2}\cos(2x+3)+C$ (B) $\cos(2x+3)+C$ (C) $-\cos(2x+3)+C$
(D) $-\frac{1}{2}\cos(2x+3)+C$ (E) $-\frac{1}{5}\cos(2x+3)+C$

_____ 18.

$$\int (x^3 - 3x) dx =$$

- (A) $3x^2 - 3 + C$ (B) $4x^4 - 6x^2 + C$ (C) $\frac{x^4}{3} - 3x^2 + C$
(D) $\frac{x^4}{4} - 3x + C$ (E) $\frac{x^4}{4} - \frac{3x^2}{2} + C$

_____ 19.

$$\int_0^1 (x+1)e^{x^2+2x} dx =$$

- (A) $\frac{e^3}{2}$ (B) $\frac{e^3-1}{2}$ (C) $\frac{e^4-e}{2}$ (D) e^3-1 (E) e^4-e

_____ 20.

$$\int_0^{\pi/4} \tan^2 x dx =$$

- (A) $\frac{\pi}{4}-1$ (B) $1-\frac{\pi}{4}$ (C) $\frac{1}{3}$ (D) $\sqrt{2}-1$ (E) $\frac{\pi}{4}+1$

_____ 21.

$$\int_1^2 \frac{x-4}{x^2} dx =$$

- (A) $-\frac{1}{2}$ (B) $\ln 2 - 2$ (C) $\ln 2$ (D) 2 (E) $\ln 2 + 2$

_____ 22.

$$\int_0^1 xe^{-x} dx =$$

- (A) $1-2e$ (B) -1 (C) $1-2e^{-1}$ (D) 1 (E) $2e-1$

_____ 23.

$$\int \frac{5}{1+x^2} dx =$$

(A) $\frac{-10x}{(1+x^2)^2} + C$

(B) $\frac{5}{2x} \ln(1+x^2) + C$

(C) $5x - \frac{5}{x} + C$

(D) $5 \arctan x + C$

(E) $5 \ln(1+x^2) + C$

_____ 24.

If $\frac{dy}{dx} = \cos(2x)$, then $y =$

(A) $-\frac{1}{2} \cos(2x) + C$

(B) $-\frac{1}{2} \cos^2(2x) + C$

(C) $\frac{1}{2} \sin(2x) + C$

(D) $\frac{1}{2} \sin^2(2x) + C$

(E) $-\frac{1}{2} \sin(2x) + C$

_____ 25.

$$\int_1^2 \frac{x^2-1}{x+1} dx =$$

(A) $\frac{1}{2}$

(B) 1

(C) 2

(D) $\frac{5}{2}$

(E) $\ln 3$

_____ 26.

If $\int_{-2}^2 (x^7 + k) dx = 16$, then $k =$

(A) -12

(B) -4

(C) 0

(D) 4

(E) 12

_____ 27.

$$\int_0^3 |x-1| dx =$$

(A) 0

(B) $\frac{3}{2}$

(C) 2

(D) $\frac{5}{2}$

(E) 6

_____ 28.

If $\int_0^k (2kx - x^2) dx = 18$, then $k =$

(A) -9

(B) -3

(C) 3

(D) 9

(E) 18

_____ 29.

$$\int \tan(2x) dx =$$

- (A) $-2 \ln |\cos(2x)| + C$ (B) $-\frac{1}{2} \ln |\cos(2x)| + C$ (C) $\frac{1}{2} \ln |\cos(2x)| + C$
(D) $2 \ln |\cos(2x)| + C$ (E) $\frac{1}{2} \sec(2x) \tan(2x) + C$

_____ 30.

$$\frac{d}{dx} \int_2^x \sqrt{1+t^2} dt =$$

- (A) $\frac{x}{\sqrt{1+x^2}}$ (B) $\sqrt{1+x^2} - 5$ (C) $\sqrt{1+x^2}$
(D) $\frac{x}{\sqrt{1+x^2}} - \frac{1}{\sqrt{5}}$ (E) $\frac{1}{2\sqrt{1+x^2}} - \frac{1}{2\sqrt{5}}$

_____ 31.

$$\int_{-1}^1 \frac{3}{x^2} dx \text{ is}$$

- (A) -6 (B) -3 (C) 0 (D) 6 (E) nonexistent

_____ 32.

$$\int \sec^2 x dx =$$

- (A) $\tan x + C$ (B) $\csc^2 x + C$ (C) $\cos^2 x + C$
(D) $\frac{\sec^3 x}{3} + C$ (E) $2\sec^2 x \tan x + C$

_____ 33.

$$\int_0^1 (3x-2)^2 dx =$$

- (A) $-\frac{7}{3}$ (B) $-\frac{7}{9}$ (C) $\frac{1}{9}$ (D) 1 (E) 3

34.

$$\int \frac{x dx}{\sqrt{3x^2 + 5}} =$$

(A) $\frac{1}{9}(3x^2 + 5)^{\frac{3}{2}} + C$

(B) $\frac{1}{4}(3x^2 + 5)^{\frac{3}{2}} + C$

(C) $\frac{1}{12}(3x^2 + 5)^{\frac{1}{2}} + C$

(D) $\frac{1}{3}(3x^2 + 5)^{\frac{1}{2}} + C$

(E) $\frac{3}{2}(3x^2 + 5)^{\frac{1}{2}} + C$

35.

$$\int_0^{\frac{\pi}{2}} \frac{\cos \theta}{\sqrt{1 + \sin \theta}} d\theta =$$

(A) $-2(\sqrt{2} - 1)$

(B) $-2\sqrt{2}$

(C) $2\sqrt{2}$

(D) $2(\sqrt{2} - 1)$

(E) $2(\sqrt{2} + 1)$

36.

$$\int_2^3 \frac{x}{x^2 + 1} dx =$$

(A) $\frac{1}{2} \ln \frac{3}{2}$

(B) $\frac{1}{2} \ln 2$

(C) $\ln 2$

(D) $2 \ln 2$

(E) $\frac{1}{2} \ln 5$

37.

$$\text{For } x > 0, \int \left(\frac{1}{x} \int_1^x \frac{du}{u} \right) dx =$$

(A) $\frac{1}{x^3} + C$

(B) $\frac{8}{x^4} - \frac{2}{x^2} + C$

(C) $\ln(\ln x) + C$

(D) $\frac{\ln(x^2)}{2} + C$

(E) $\frac{(\ln x)^2}{2} + C$

38.

$$\text{If } \int_1^{10} f(x) dx = 4 \text{ and } \int_{10}^3 f(x) dx = 7, \text{ then } \int_1^3 f(x) dx =$$

(A) -3

(B) 0

(C) 3

(D) 10

(E) 11

_____ 39.

If $F(x) = \int_1^{x^2} \sqrt{1+t^3} dt$, then $F'(x) =$

- (A) $2x\sqrt{1+x^6}$ (B) $2x\sqrt{1+x^3}$ (C) $\sqrt{1+x^6}$
(D) $\sqrt{1+x^3}$ (E) $\int_1^{x^2} \frac{3t^2}{2\sqrt{1+t^3}} dt$

_____ 40. (hint: sketch the function)

$$\int_0^2 \sqrt{4-x^2} dx =$$

- (A) $\frac{8}{3}$ (B) $\frac{16}{3}$ (C) π (D) 2π (E) 4π

_____ 41.

Bacteria in a certain culture increase at a rate proportional to the number present. If the number of bacteria doubles in three hours, in how many hours will the number of bacteria triple?

- (A) $\frac{3 \ln 3}{\ln 2}$ (B) $\frac{2 \ln 3}{\ln 2}$ (C) $\frac{\ln 3}{\ln 2}$ (D) $\ln\left(\frac{27}{2}\right)$ (E) $\ln\left(\frac{9}{2}\right)$

_____ 42.

$$\int (x^2 + 1)^2 dx =$$

- (A) $\frac{(x^2 + 1)^3}{3} + C$
(B) $\frac{(x^2 + 1)^3}{6x} + C$
(C) $\left(\frac{x^3}{3} + x\right)^2 + C$
(D) $\frac{2x(x^2 + 1)^3}{3} + C$
(E) $\frac{x^5}{5} + \frac{2x^3}{3} + x + C$

_____ 43.

An antiderivative for $\frac{1}{x^2 - 2x + 2}$ is

(A) $-(x^2 - 2x + 2)^{-2}$

(B) $\ln(x^2 - 2x + 2)$

(C) $\ln\left|\frac{x-2}{x+1}\right|$

(D) $\operatorname{arcsec}(x-1)$

(E) $\arctan(x-1)$

_____ 44.

$$\int_0^{\sqrt{3}} \frac{dx}{\sqrt{4-x^2}} =$$

(A) $\frac{\pi}{3}$

(B) $\frac{\pi}{4}$

(C) $\frac{\pi}{6}$

(D) $\frac{1}{2}\ln 2$

(E) $-\ln 2$

_____ 45.

If $\frac{dy}{dx} = 2y^2$ and if $y = -1$ when $x = 1$, then when $x = 2$, $y =$

(A) $-\frac{2}{3}$

(B) $-\frac{1}{3}$

(C) 0

(D) $\frac{1}{3}$

(E) $\frac{2}{3}$

_____ 46.

$\frac{d}{dx} \int_0^x \cos(2\pi u) du$ is

(A) 0

(B) $\frac{1}{2\pi} \sin x$

(C) $\frac{1}{2\pi} \cos(2\pi x)$

(D) $\cos(2\pi x)$

(E) $2\pi \cos(2\pi x)$

_____ 47.

$$\int_0^1 x^3 e^{x^4} dx =$$

(A) $\frac{1}{4}(e-1)$

(B) $\frac{1}{4}e$

(C) $e-1$

(D) e

(E) $4(e-1)$

_____ 48.

If $\frac{dy}{dx} = x^2y$, then y could be

- (A) $3\ln\left(\frac{x}{3}\right)$ (B) $e^{\frac{x^3}{3}} + 7$ (C) $2e^{\frac{x^3}{3}}$ (D) $3e^{2x}$ (E) $\frac{x^3}{3} + 1$

_____ 49.

Which of the following is equal to $\int_0^\pi \sin x \, dx$?

- (A) $\int_{-\frac{\pi}{2}}^{\frac{\pi}{2}} \cos x \, dx$ (B) $\int_0^\pi \cos x \, dx$ (C) $\int_{-\pi}^0 \sin x \, dx$
(D) $\int_{-\frac{\pi}{2}}^{\frac{\pi}{2}} \sin x \, dx$ (E) $\int_\pi^{2\pi} \sin x \, dx$

_____ 50.

If $\frac{dy}{dx} = \frac{1}{x}$, then the average rate of change of y with respect to x on the closed interval $[1, 4]$ is

- (A) $-\frac{1}{4}$ (B) $\frac{1}{2}\ln 2$ (C) $\frac{2}{3}\ln 2$ (D) $\frac{2}{5}$ (E) 2

_____ 51.

$$\frac{1}{2} \int e^{\frac{t}{2}} dt =$$

- (A) $e^{-t} + C$ (B) $e^{-\frac{t}{2}} + C$ (C) $e^{\frac{t}{2}} + C$ (D) $2e^{\frac{t}{2}} + C$ (E) $e^t + C$

_____ 52.

$$\int_0^{\frac{\pi}{4}} \frac{e^{\tan x}}{\cos^2 x} dx \text{ is}$$

- (A) 0 (B) 1 (C) $e-1$ (D) e (E) $e+1$

_____ 53.

$$\int_0^1 \sqrt{x}(x+1) dx =$$

- (A) 0 (B) 1 (C) $\frac{16}{15}$ (D) $\frac{7}{5}$ (E) 2

Which of the following are antiderivatives of $f(x) = \sin x \cos x$?

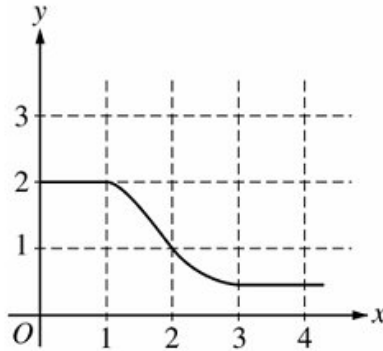
I. $F(x) = \frac{\sin^2 x}{2}$

II. $F(x) = \frac{\cos^2 x}{2}$

III. $F(x) = \frac{-\cos(2x)}{4}$

- (A) I only
 (B) II only
 (C) III only
 (D) I and III only
 (E) II and III only

55.



The graph of f is shown in the figure above. If $\int_1^3 f(x) dx = 2.3$ and $F'(x) = f(x)$, then $F(3) - F(0) =$

- (A) 0.3 (B) 1.3 (C) 3.3 (D) 4.3 (E) 5.3

56.

$$\int_0^x \sin t dt =$$

- (A) $\sin x$ (B) $-\cos x$ (C) $\cos x$ (D) $\cos x - 1$ (E) $1 - \cos x$

57.

The average value of $\cos x$ on the interval $[-3, 5]$ is

(A) $\frac{\sin 5 - \sin 3}{8}$

(B) $\frac{\sin 5 - \sin 3}{2}$

(C) $\frac{\sin 3 - \sin 5}{2}$

(D) $\frac{\sin 3 + \sin 5}{2}$

(E) $\frac{\sin 3 + \sin 5}{8}$

58.

$$\int_1^e \left(\frac{x^2 - 1}{x} \right) dx =$$

(A) $e - \frac{1}{e}$ (B) $e^2 - e$ (C) $\frac{e^2}{2} - e + \frac{1}{2}$ (D) $e^2 - 2$ (E) $\frac{e^2}{2} - \frac{3}{2}$

59.

If $F(x) = \int_0^x \sqrt{t^3 + 1} dt$, then $F'(2) =$

(A) -3 (B) -2 (C) 2 (D) 3 (E) 18

60.

What are all values of k for which $\int_{-3}^k x^2 dx = 0$?

(A) -3 (B) 0 (C) 3 (D) -3 and 3 (E) $-3, 0,$ and 3

61.

If $\frac{dy}{dt} = ky$ and k is a nonzero constant, then y could be

(A) $2e^{kty}$ (B) $2e^{kt}$ (C) $e^{kt} + 3$ (D) $kty + 5$ (E) $\frac{1}{2}ky^2 + \frac{1}{2}$

62.

What is the average value of $y = x^2\sqrt{x^3 + 1}$ on the interval $[0, 2]$?

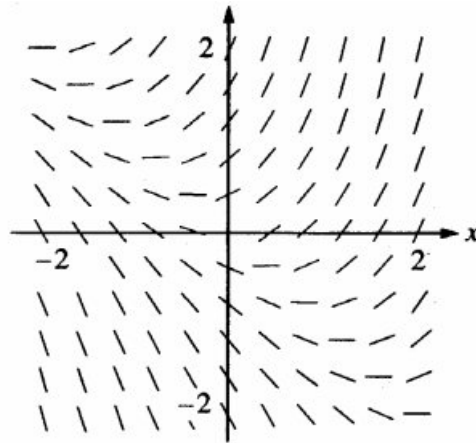
- (A) $\frac{26}{9}$ (B) $\frac{52}{9}$ (C) $\frac{26}{3}$ (D) $\frac{52}{3}$ (E) 24

63.

If f is a continuous function and if $F'(x) = f(x)$ for all real numbers x , then $\int_1^3 f(2x) dx =$

- (A) $2F(3) - 2F(1)$
(B) $\frac{1}{2}F(3) - \frac{1}{2}F(1)$
(C) $2F(6) - 2F(2)$
(D) $F(6) - F(2)$
(E) $\frac{1}{2}F(6) - \frac{1}{2}F(2)$

64.

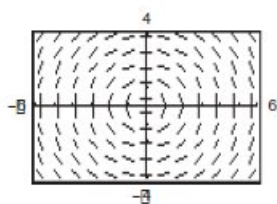


Shown above is a slope field for which of the following differential equations?

- (A) $\frac{dy}{dx} = 1 + x$ (B) $\frac{dy}{dx} = x^2$ (C) $\frac{dy}{dx} = x + y$ (D) $\frac{dy}{dx} = \frac{x}{y}$ (E) $\frac{dy}{dx} = \ln y$

65.

The slope field for a differential equation is shown in the figure. Determine the general solution of this equation.



(a) $y = Cx^2$

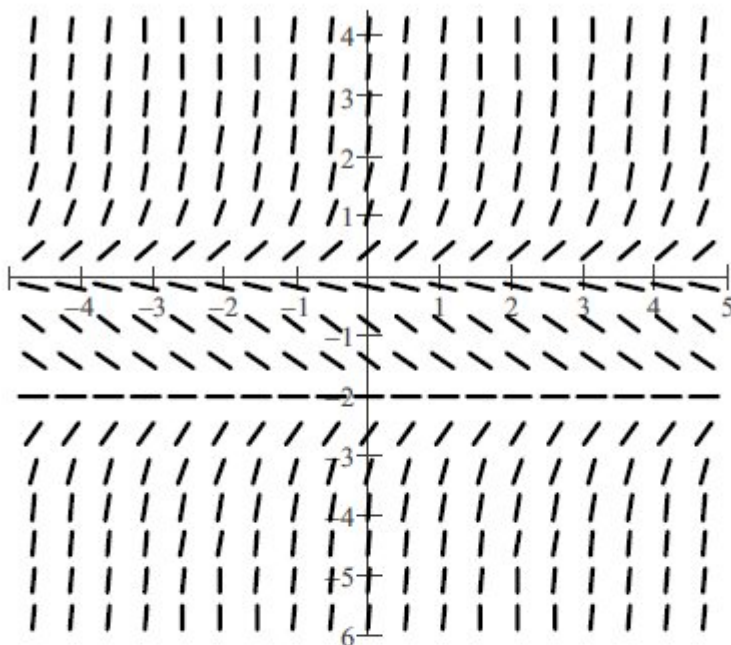
(b) $x = Cy^2$

(c) $x^2 - y^2 = C^2$

(d) $y^2 - x^2 = C^2$

(e) $x^2 + y^2 = C^2$

66.



Which statement is true about the solutions $y(x)$, of a differential equation whose slope field is shown above?

I. If $y(0) > 0$ then $\lim_{x \rightarrow \infty} y(x) \approx 0$.

II. If $-2 < y(0) < 0$ then $\lim_{x \rightarrow \infty} y(x) \approx -2$.

III. If $y(0) < -2$ then $\lim_{x \rightarrow \infty} y(x) \approx -2$.

(A) I only

(B) II only

(C) III only

(D) II and III only

(E) I, II, and III

67.

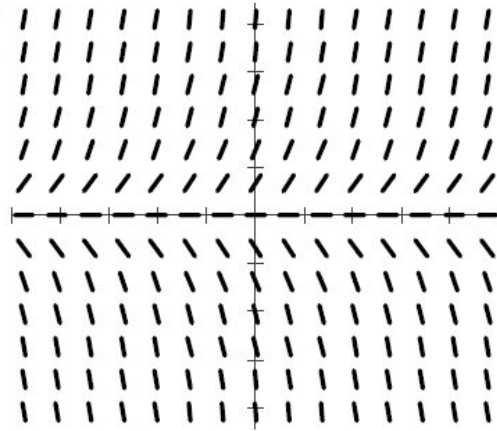
The slope field for the differential equation $\frac{dy}{dx} = \frac{x^2y + y^2}{4x + 2y}$ will have vertical segments when

- (A) $y = 2x$, only
- (B) $y = -2x$, only
- (C) $y = -x^2$, only
- (D) $y = 0$, only
- (E) $y = 0$ or $y = -x^2$

68.

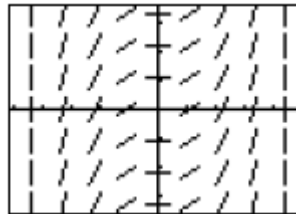
The slope field for a differential equation is shown at the right. Which statement is true for solutions of the differential equation?

- I. For $x < 0$ all solutions are decreasing.
- II. All solutions level off near the x -axis.
- III. For $y > 0$ all solutions are increasing.



- (A) I only
- (B) II only
- (C) III only
- (D) II and III only
- (E) I, II, and III

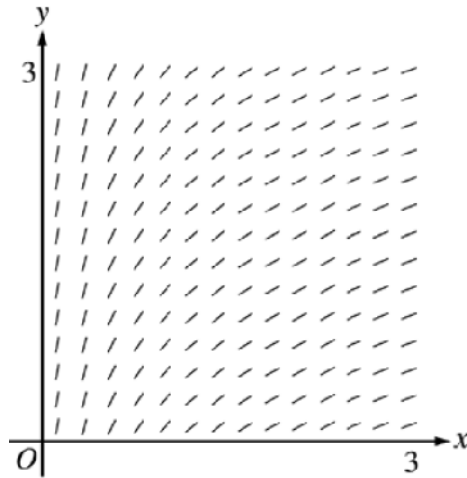
69.



The slope field for a certain differential equation is shown above. Which of the following could be a specific solution to that differential equation?

- (A) $y = \sin x$
- (B) $y = \cos x$
- (C) $y = x^2$
- (D) $y = \frac{1}{6}x^3$
- (E) $y = \ln x$

70.



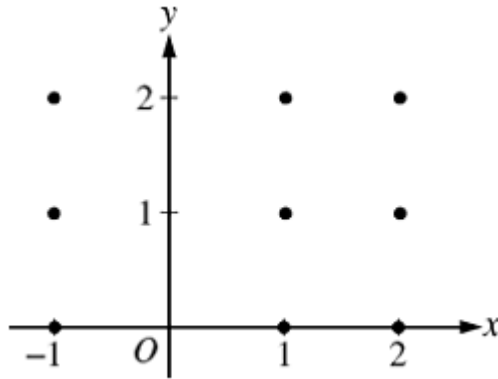
The slope field from a certain differential equation is shown above. Which of the following could be a specific solution to that differential equation?

- (A) $y = x^2$ (B) $y = e^x$ (C) $y = e^{-x}$ (D) $y = \cos x$ (E) $y = \ln x$

Part II: Free Response:

1. Consider the differential equation $\frac{dy}{dx} = \frac{y-1}{x^2}$, where $x \neq 0$.

(a) On the axes provided, sketch a slope field for the given differential equation at the nine points indicated.



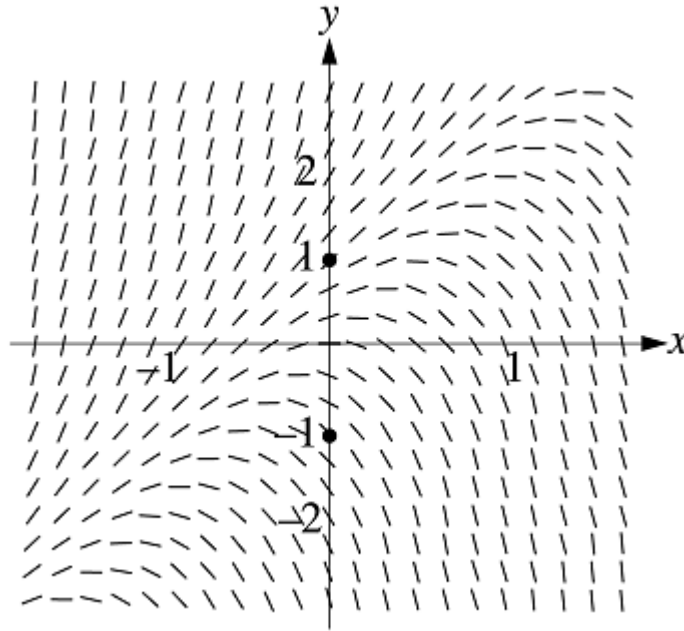
(b) Find the particular solution $y = f(x)$ to the differential equation with the initial condition $f(2) = 0$.

(c) For the particular solution $y = f(x)$ described in part (b), find $\lim_{x \rightarrow \infty} f(x)$.

2.

Consider the differential equation $\frac{dy}{dx} = 2y - 4x$.

- (a) The slope field for the given differential equation is provided. Sketch the solution curve that passes through the point $(0,1)$ and sketch the solution curve that passes through the point $(0,-1)$.



- (b) Let f be the function that satisfies the given differential equation with the initial condition $f(0) = 1$. Find the equation of the tangent line of f at (0.1) , and use it to approximate $f(0.2)$. Is your approximation an over or under approximation? Justify your answer.
- (c) Find the value of b for which $y = 2x + b$ is a solution to the given differential equation. Justify your answer.
- (d) Let g be the function that satisfies the given differential equation with the initial condition $g(0) = 0$. Does the graph of g have a local extremum at the point $(0,0)$? If so, is the point a local maximum or a local minimum? Justify your answer.
-