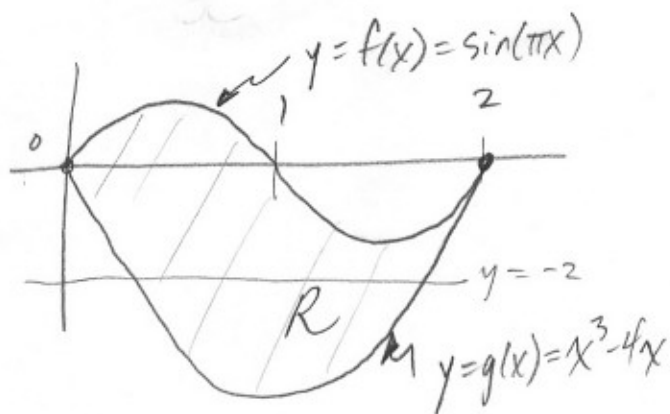


①



$$a) A = \int_0^2 [f(x) - g(x)] dx$$

$$\approx \boxed{4}$$

$$b) \text{ poi: } x^3 - 4x = -2$$

$$x = a = 0.539 \dots$$

$$x = b = 1.675 \dots$$

$$A = \int_a^b (-2 - g(x)) dx$$

$$c) V = \int_0^2 (f(x) - g(x))^2 dx$$

$$\approx \boxed{9.978}$$

$$d) V = \int_0^2 [(f(x) - g(x)) \cdot h(x)] dx$$

$$\approx \boxed{8.369 \text{ or } 8.370}$$

$$② a) L'(5.5) \approx \frac{L(7) - L(4)}{7 - 4} = \frac{150 - 126}{3} = \boxed{8 \text{ people/hr}}$$

$$b) \text{ Avg value} = \frac{\int_0^4 L(t) dt}{4} = \frac{\frac{1}{2}(120+156)(1) + \frac{1}{2}(156+176)(2) + \frac{1}{2}(176+126)(1)}{4}$$

$$\approx \frac{621}{4} = \boxed{155.25 \text{ people}}$$

c) Since L' and L are differentiable and $L(t)$ changes from inc to dec or dec to inc at least 3 times, $L'(t) = 0$ at least 3 times on $0 \leq t \leq 9$.

$$d) \text{ Tickets} = \int_0^3 r(t) dt \approx 972.784 \text{ or about } \boxed{973 \text{ tickets}}$$


3) a) $V = \pi r^2 h$

$$\frac{dV}{dt} = 2\pi r h \frac{dr}{dt} + \pi r^2 \frac{dh}{dt}$$

$$2000 = 2\pi(100)\left(\frac{1}{2}\right)(2.5) + \pi(100^2) \frac{dh}{dt}$$

$$\frac{dh}{dt} \approx 0.3866 \text{ cm/min}$$

$$\frac{dV}{dt} = 2000$$



$r = 100 \text{ cm}$
 $h = \frac{1}{2} \text{ cm}$
 $\frac{dh}{dt} = ?$
 $\frac{dr}{dt} = 2.5 \text{ cm/min}$

b) $V'(t) = 2000 - 400\sqrt{t}$, cv when $V'(t) = 0$

$$2000 = 400\sqrt{t}$$

$$\sqrt{t} = 5$$

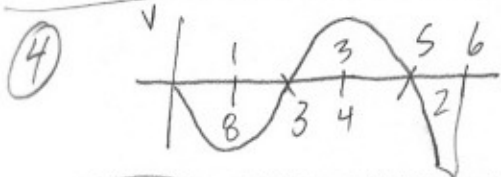
$$t = 25 \text{ min}$$

First derivative test

x	16	25	36
V'(t)	+	-	-

* Volume is a max @ $t = 25$ min since $V'(t)$ changes from pos to neg at $t = 25$ minutes

$$c) V(t) = 60,000 + \int_0^t (2000 - 400\sqrt{x}) dx$$



a) Particle is furthest to left at the minimum position. This occurs at endpoints or critical values of $s(t)$

or critical values of $s(t)$:

$$\begin{aligned}
 s(0) &= -2 \\
 s(6) &= -9 \\
 s(3) &= -10 \\
 s(5) &= -7
 \end{aligned}$$

* This occurs at $t = 3$ with a value of -10

b) Since the integral function is continuous, the accumulated areas pass through -8 at least 3 times

c) on $2 < t < 3$, since $v(t) < 0$ and $v'(t) = a(t) > 0$, speed is decreasing.

d) Acceleration is negative when $v'(t)$ (slopes of the graph) is negative. This occurs on the open intervals $(0, 1) \cup (4, 6)$

5) $\frac{dy}{dx} = \frac{y-1}{x^2}, x \neq 0$

b) $\int \frac{1}{y-1} dy = \int x^{-2} dx$
 $\ln|y-1| = -\frac{1}{x} + C$

* for $f(z) = 0$

$\ln|y-1| = -\frac{1}{x} + C$

$C = \frac{1}{2}$


* so $\ln|y-1| = -\frac{1}{x} + \frac{1}{2}$

$y-1 = e^{-1/x + 1/2}$

$y = e^{(-1/x + 1/2)} + 1$

or $y = (e^{1/2})e^{-1/x} + 1$

or $y = \frac{\sqrt{e}}{e^{1/x}} + 1$



c) $\lim_{x \rightarrow \infty} \left[e^{(-1/x + 1/2)} + 1 \right] = \boxed{\begin{matrix} \sqrt{e} \\ e + 1 \\ \sqrt{e} + 1 \end{matrix}}$

6) $f(x) = \frac{\ln x}{x}, x > 0, f'(x) = \frac{1 - \ln x}{x^2}$

a) $f(e^2) = \frac{2}{e^2}, f'(e^2) = \frac{-1}{e^4}$

Tangent line: $y - \frac{2}{e^2} = \frac{-1}{e^4}(x - e^2)$

b) $f' = 0$ when $1 - \ln x = 0, x = e$

$f'(e) = \frac{0}{e} = 0$

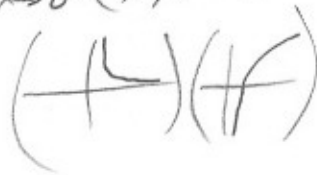
$f''(x) = \frac{x^2(-1/x) - (1 - \ln x)(2x)}{x^4} = \frac{-x - 2x + 2x \ln x}{x^2}$

$f''(x) = \frac{x(-3 + 2 \ln x)}{x^2} = \frac{2 \ln x - 3}{x}$

$f''(e) = \frac{2-3}{e} < 0$ (with a negative sign in a circle), so f has a Relative Max @ $x = e$ (by 2nd Deriv Test)

d) $\lim_{x \rightarrow 0^+} \frac{\ln x}{x} =$


$= \lim_{x \rightarrow 0^+} \left(\frac{1}{x} \right) (\ln x) = (\infty)(-\infty) = \boxed{-\infty}$



c) Point of inflection of f :

$f'' = \frac{2 \ln x - 3}{x} = 0$

when $\ln x = \frac{3}{2}, x = e^{3/2}$



Since $f'' = 0$ and f'' changes signs @ $x = e^{3/2}$, it is the point of inflection of f .