

Name \_\_\_\_\_ Date \_\_\_\_\_

Period \_\_\_\_\_

Practice TEST: AB/BC Methods of Integration (through AB topics)

Part I: MULTIPLE CHOICE (USE CAPITAL LETTERS)

Use a finite approximation to estimate the area of the region enclosed between the graph of  $f$  and the  $x$ -axis for  $a \leq x \leq b$ .

- 1)  $f(x) = x^2$ ,  $a = 3$ ,  $b = 7$  1) \_\_\_\_\_  
Use LRAM with four rectangles of equal width.  
A) 117                      B) 86                      C) 105                      D) 126

- 2)  $f(x) = x^2$ ,  $a = 3$ ,  $b = 7$  2) \_\_\_\_\_  
Use RRAM with four rectangles of equal width.  
A) 117                      B) 126                      C) 105                      D) 86

Estimate the value of the quantity.

- 3) The table shows the velocity of a remote controlled race car moving along a dirt path for 8 seconds. Estimate the distance traveled by the car using 8 subintervals of length 1 with left-end point values. 3) \_\_\_\_\_

Time (sec)	Velocity (in./sec)
0	0
1	10
2	20
3	16
4	26
5	29
6	31
7	12
8	5

- A) 288 in.                      B) 144 in.                      C) 134 in.                      D) 149 in.

Use the Trapezoidal Rule to estimate the integral.

- 4)  $\int_1^4 f(x) dx$  4) \_\_\_\_\_
- | $x$    | 1   | 2   | 3    | 4    |
|--------|-----|-----|------|------|
| $f(x)$ | 3.6 | 7.3 | 10.6 | 12.6 |
- A) 33.3                      B) 36.6                      C) 26                      D) 28.5

Graph the integrand and use areas to evaluate the integral.

- 5)  $\int_{-5}^5 \sqrt{25 - x^2} dx$  5) \_\_\_\_\_  
A)  $5\pi$                       B)  $25\pi$                       C)  $\frac{25}{2}\pi$                       D) 25

$$6) \int_{-5}^5 (5 - |x|) dx$$

6) \_\_\_\_\_

A) 50

B) 25

C)  $\frac{25}{2}$

D) 75

Express the desired quantity as a definite integral and evaluate the integral.

7) Find the output of a pump that produces 18 gallons per minute during the first 5 hours of its operation.

7) \_\_\_\_\_

A)  $\int_0^{300} 18 dt$ , 90 gal

B)  $\int_0^{300} 18 dt$ , 5400 gal

C)  $\int_0^{18} 300 dt$ , 5400 gal

D)  $\int_0^5 18 dt$ , 90 gal

Solve the problem.

8) Suppose that  $\int_4^6 f(x) dx = -4$ . Find  $\int_4^4 f(x) dx$  and  $\int_6^4 f(x) dx$ .

8) \_\_\_\_\_

A) 4; -4

B) 0; 4

C) -4; 4

D) 0; -4

9) Suppose that  $h$  is continuous and that  $\int_{-2}^4 h(x) dx = 2$  and  $\int_4^8 h(x) dx = -8$ . Find  $\int_{-2}^8 h(t) dt$

9) \_\_\_\_\_

and  $\int_8^{-2} h(t) dt$ .

A) 6; -6

B) 10; -10

C) -6; 6

D) -10; 10

USE NINT to find the average value of the function on the interval. At what point in the interval does the function assume its average value?

10)  $y = -4x^2 - 1$ ,  $[0, 3.87298335]$

10) \_\_\_\_\_

A) -61, at  $x = 3.87298335$

B) 21, at  $x = 2.23606798$

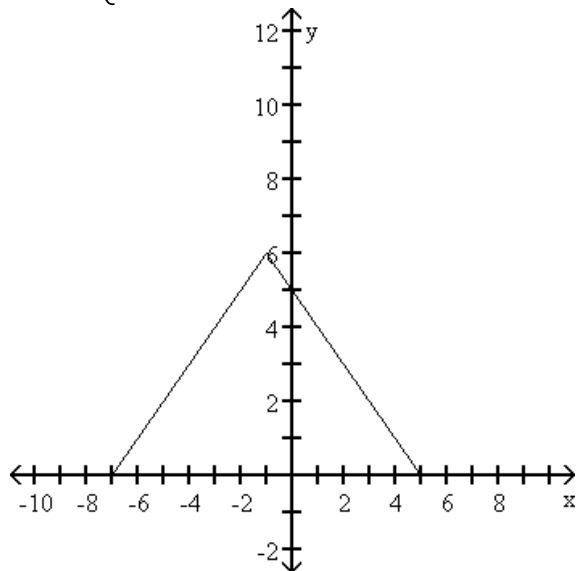
C) 61, at  $x = 3.87298335$

D) -21, at  $x = 2.23606798$

Find the average value of the function without integrating, by appealing to the geometry region between the graph and the x-axis.

$$11) f(x) = \begin{cases} x + 7, & -7 \leq x \leq -1 \\ -x + 5, & -1 < x \leq 5 \end{cases}$$

11) \_\_\_\_\_



A) 2

B) 6

C) 3

D)  $\frac{7}{2}$

Evaluate the definite integral.

$$12) \int_1^e \frac{2}{x} dx$$

12) \_\_\_\_\_

A)  $-1e^2$

B) -2

C) 2

D) 0

Find the average value over the given interval.

$$13) y = 7 \sin x; [0, \pi]$$

13) \_\_\_\_\_

A)  $\frac{7}{\pi}$

B)  $\frac{14}{\pi}$

C)  $\frac{98}{\pi}$

D)  $\frac{2}{\pi}$

Find  $dy/dx$ .

$$14) \int_0^{x^{10}} \cos \sqrt{t} dt$$

14) \_\_\_\_\_

A)  $\cos(x^5) - 1$

B)  $\sin(x^5)$

C)  $\cos(x^5)$

D)  $10x^9 \cos(x^5)$

$$15) \int_0^{6 \ln x} e^t dt$$

15) \_\_\_\_\_

A)  $6x^5$

B)  $x^6$

C)  $x^6 - 1$

D)  $\frac{6e^{x^6}}{x}$

Construct a function of the form  $y = \int_a^x f(t) dt + C$  that satisfies the given conditions.

16)  $\frac{dy}{dx} = \csc x$ , and  $y = -9$  when  $x = 4$

16) \_\_\_\_\_

A)  $y = -\int_4^x \csc t \cot t dt - 9$

B)  $y = \int_x^4 \csc t dt - 9$

C)  $y = \int_{-9}^x \csc t dt + 4$

D)  $y = \int_4^x \csc t dt - 9$

Evaluate the integral.

17)  $\int_3^{-1} 4^x dx$

17) \_\_\_\_\_

A)  $\frac{-63}{4 \ln 4}$

B)  $\frac{65}{4 \ln 4}$

C)  $\frac{-257}{4 \ln 4}$

D)  $\frac{-255}{4 \ln 4}$

Find the total area of the region between the curve and the x-axis.

18)  $y = x^2 - 6x + 9$ ;  $2 \leq x \leq 4$

18) \_\_\_\_\_

A)  $\frac{7}{3}$

B)  $\frac{1}{3}$

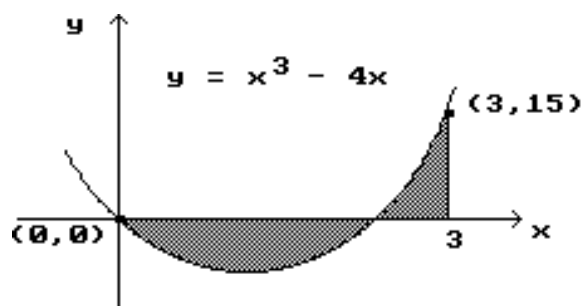
C)  $\frac{4}{3}$

D)  $\frac{2}{3}$

Find the area of the shaded region.

19)

19) \_\_\_\_\_



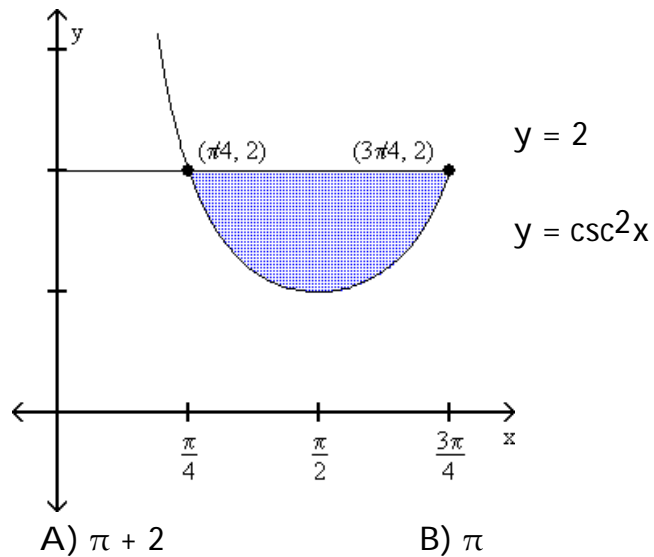
A)  $\frac{9}{4}$

B)  $\frac{33}{4}$

C)  $\frac{41}{4}$

D)  $\frac{17}{4}$

20)



A)  $\pi + 2$

B)  $\pi$

C)  $\pi - 2$

D) 2

20) \_\_\_\_\_

Use NINT to solve the problem.

21) Evaluate  $\int_0^{10} \frac{1}{4 + 3 \cos x} dx$ .

A)  $\approx 0.026$

B)  $\approx 0.022$

C)  $\approx 3.107$

D)  $\approx 4.064$

21) \_\_\_\_\_

Solve the problem.

22) Find the linearization of  $f(x) = 9 + \int_1^{x+1} \tan \frac{\pi t}{4} dt$  at  $x = 0$ .

A)  $9x + 1$

B) 9

C)  $\sqrt{2}x + 9$

D)  $x + 9$

22) \_\_\_\_\_

Evaluate the integral.

23)  $\int \frac{x}{3x^2 - 6} dx$

A)  $\frac{x}{(3x^2 - 6)^2} + C$

B)  $\frac{1}{6} \ln |3x^2 - 6| + C$

C)  $-\frac{6}{(3x^2 - 6)^2} + C$

D)  $x \ln |3x^2 - 6| + C$

23) \_\_\_\_\_

24)  $\int 7x^2 \sqrt[4]{4 + 3x^3} dx$

A)  $\frac{28}{5}(4 + 3x^3)^{5/4} + C$

B)  $-\frac{14}{3}(4 + 3x^3)^{-3/4} + C$

C)  $\frac{28}{45}(4 + 3x^3)^{5/4} + C$

D)  $7(4 + 3x^3)^{5/4} + C$

24) \_\_\_\_\_

25)  $\int \frac{\ln^9 x}{x} dx$

A)  $\ln^{10} x + C$

B)  $\frac{\ln^8 x}{8} + C$

C)  $\frac{\ln^{10} x}{10x} + C$

D)  $\frac{\ln^{10} x}{10} + C$

25) \_\_\_\_\_

26)  $\int \frac{dx}{x \ln x^6}$  26) \_\_\_\_\_  
 A)  $\ln(\ln x^6) + C$       B)  $\frac{1}{6} \ln(\ln x^6) + C$       C)  $\ln x^6 + C$       D)  $\frac{1}{6} \ln x^6 + C$

27)  $\int \frac{dx}{x^2 + 25}$  27) \_\_\_\_\_  
 A)  $\frac{1}{10} \tan^{-1}\left(\frac{x}{5}\right) + C$       B)  $\frac{1}{25} \tan^{-1}\left(\frac{x}{25}\right) + C$   
 C)  $\frac{1}{25} \tan^{-1}\left(\frac{x}{5}\right) + C$       D)  $\frac{1}{5} \tan^{-1}\left(\frac{x}{5}\right) + C$

28)  $\int \frac{dx}{\sin^2(5x)}$  28) \_\_\_\_\_  
 A)  $\frac{1}{5} \cot 5x + C$       B)  $\frac{1}{3} \csc^3 5x + C$   
 C)  $-\frac{1}{5} \cot 5x + C$       D)  $-\cot 5x \csc 5x + C$

29)  $\int \tan^5 x \sec^2 x \, dx$  29) \_\_\_\_\_  
 A)  $\frac{1}{6} \sec^6 x + C$       B)  $\frac{1}{6} \tan^6 x + C$   
 C)  $-6 \tan^6 x + C$       D)  $\frac{1}{5} \tan^5 x \sec x + C$

30)  $\int \frac{1}{\cot(9x - 5)} \, dx$  30) \_\_\_\_\_  
 A)  $-\frac{1}{9} \ln|\cos(9x - 5)| + C$       B)  $-\ln|\cos(9x - 5)| + C$   
 C)  $\frac{1}{9} \ln|\cos(9x - 5)| + C$       D)  $\ln|\sin(9x - 5)| + C$

31)  $\int \frac{\sin t}{(3 + \cos t)^3} \, dt$  31) \_\_\_\_\_  
 A)  $\frac{2}{(3 + \cos t)^2} + C$       B)  $\frac{1}{4(3 + \cos t)^4} + C$   
 C)  $\frac{1}{(3 + \cos t)^2} + C$       D)  $\frac{1}{2(3 + \cos t)^2} + C$

32)  $\int \frac{\cos(4\theta + 5)}{\sin^2(4\theta + 5)} d\theta$  32) \_\_\_\_\_

A)  $\frac{1}{4 \sin(4\theta + 5)} + C$       B)  $-\frac{\cos(4\theta + 5)}{4 \sin(4\theta + 5)} + C$

C)  $-\frac{1}{4 \sin(4\theta + 5)} + C$       D)  $\frac{1}{\sin(4\theta + 5)} + C$

33)  $\int \tan^2 4x dx$  33) \_\_\_\_\_

A)  $\frac{1}{4} \tan 4x \sec 4x - x + C$       B)  $x - \frac{1}{4} \tan 4x + C$

C)  $4 \tan 4x - x + C$       D)  $\frac{1}{4} \tan 4x - x + C$

Use the given trig identity to set up a u-substitution and then evaluate the indefinite integral.

34)  $\int (\cos^4 6x - \sin^4 6x) dx$ ,  $\cos 12x = \cos^2 6x - \sin^2 6x$  34) \_\_\_\_\_

A)  $-\frac{1}{12} \cos 12x + C$       B)  $\frac{1}{5} \cos^5 6x - \frac{1}{5} \sin^5 6x + C$

C)  $\frac{1}{3} \cos^3 12x - \frac{1}{3} \sin^3 12x + C$       D)  $\frac{1}{12} \sin 12x + C$